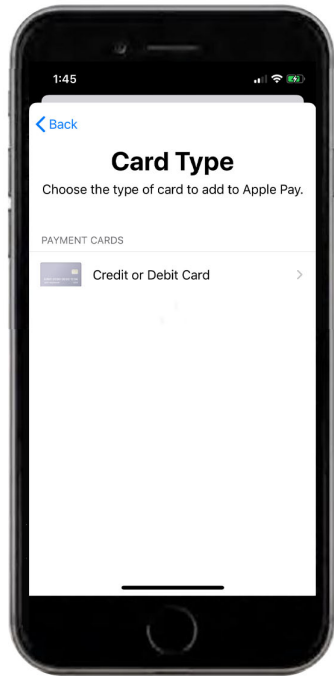



Mobile Wallet

Enroll your debit card in Apple, Android, or Samsung Pay.

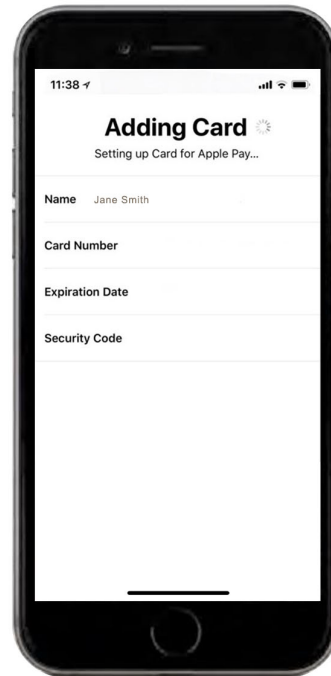
Getting started with mobile wallets



Open the “**Mobile Wallet**” app on your phone. Select “**Add**” and follow the prompts to add a new card.



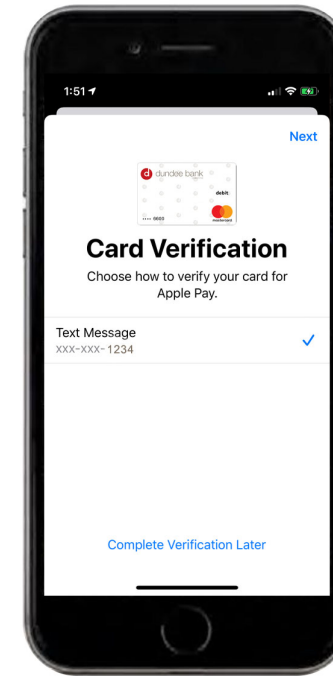
Position your card in the frame to capture the card details - or - enter card details manually.



The app will save the card details to your phone's mobile wallet.



Review and agree to the Terms and Conditions.



Follow the prompts for a Card Verification code.



The card has been added to your mobile wallet.