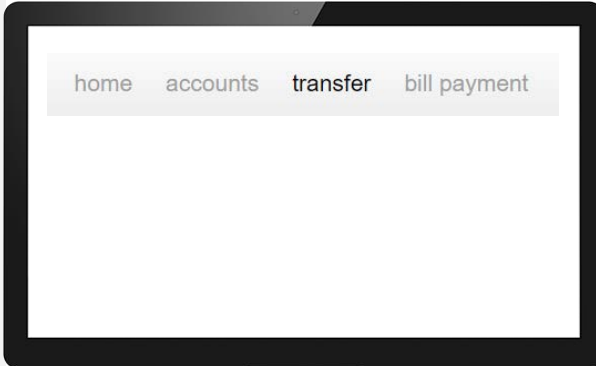


How to Make a Transfer

Transfer money to and from your accounts online

Step 1

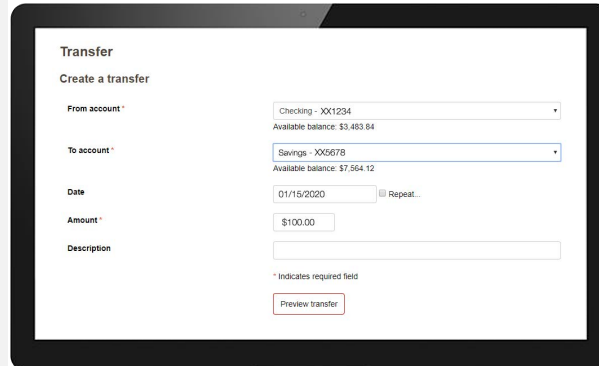
Log into Online Banking. Select **transfer** from the top menu.



Step 2

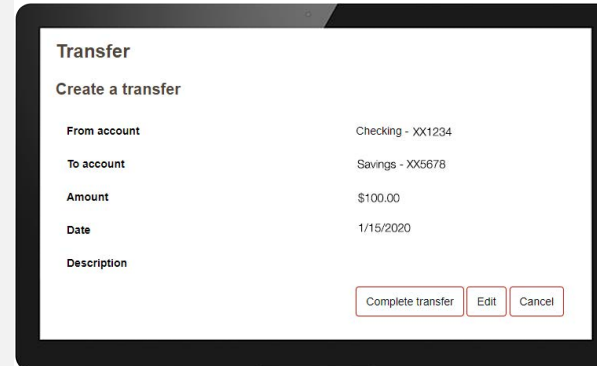
Use the drop down menus to choose the **from** and **to** accounts. Enter the **date** and select **repeat** if you would like this to be a recurring transfer. Enter the **amount**, and description (optional).

Select **Preview Transfer**.



Step 3

Review the transfer details and select **make transfer**. You will see the below transfer details.



Step 4

When the transfer has processed, the below confirmation screen will appear.

