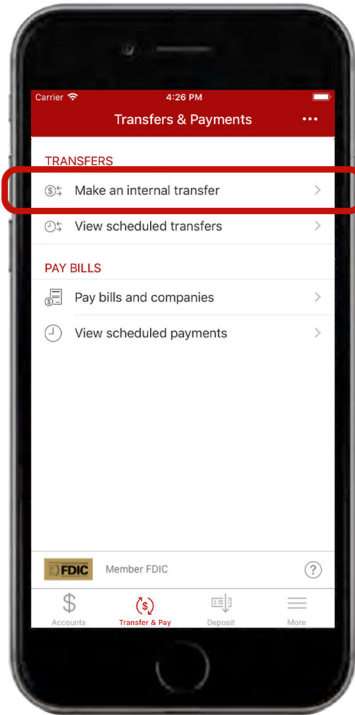


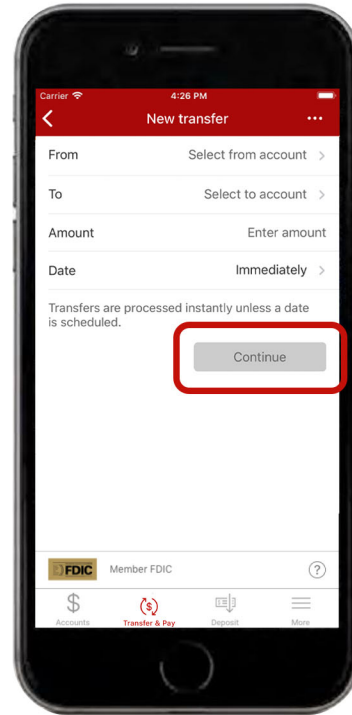
Transfers via Mobile App

You can now transfer money to and from your accounts on a recurring basis

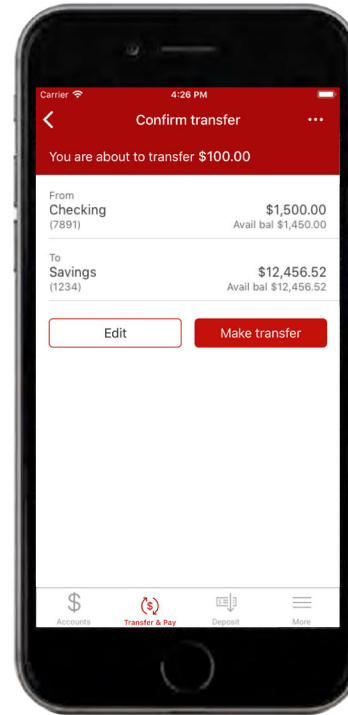
How to make a transfer



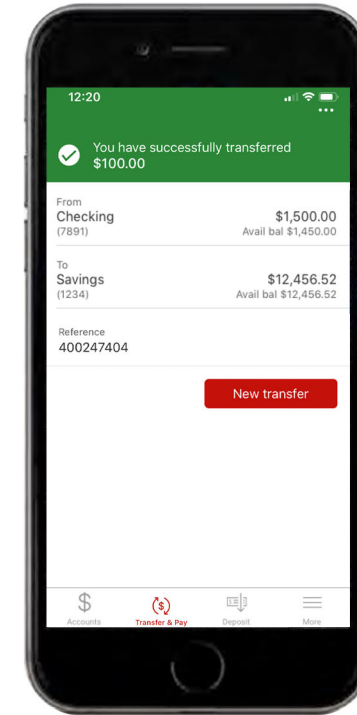
After logging in, tap on the “Transfer & Pay” button at the bottom of your screen. To schedule a transfer, tap on the “Make an internal transfer” button.



Choose the accounts you want to transfer funds/to, and enter the amount and date of the transfer. Tap “Continue”.



Review the confirm transfer screen. Tap the “Make transfer” button when you are ready to confirm.



You have successfully made a transfer! You can either make another transfer, or use the bottom toolbar to navigate throughout the app.