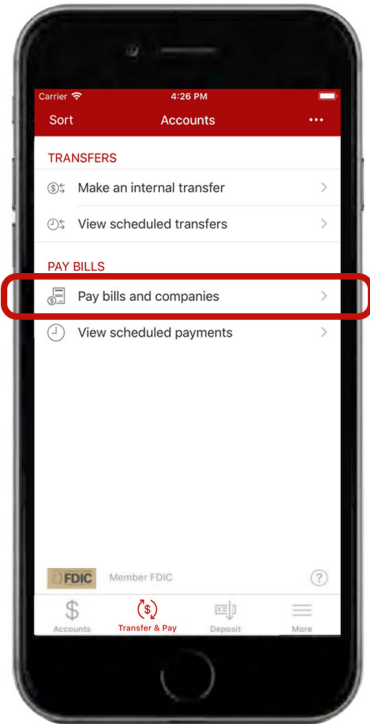


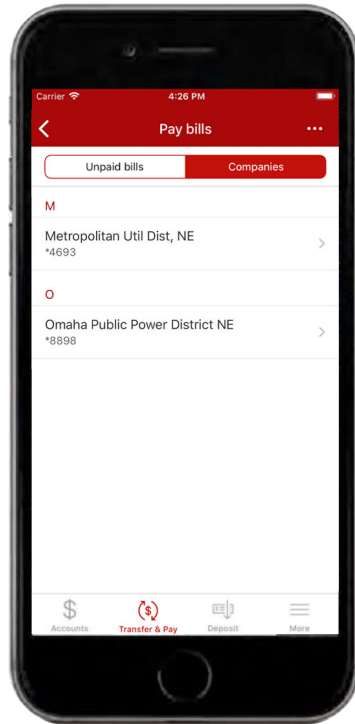
Bill Pay

Make one-time or recurring payments to individuals or companies.

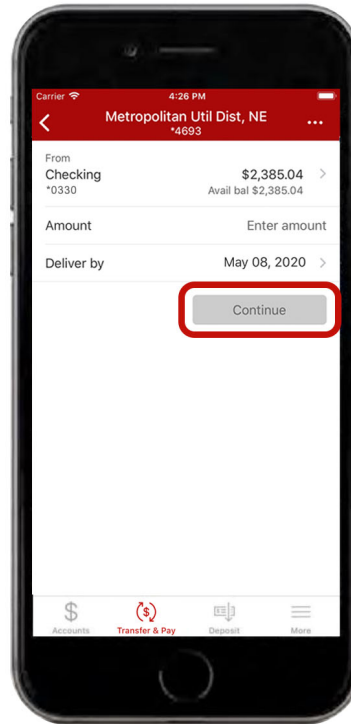
Getting started with mobile bill pay



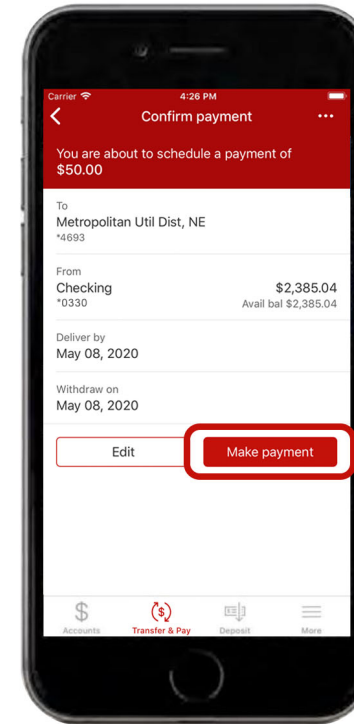
After logging in, tap on the **“Transfer & Pay”** button at the bottom of your screen. To pay your bills, tap on the **“Pay bills and companies”** button.



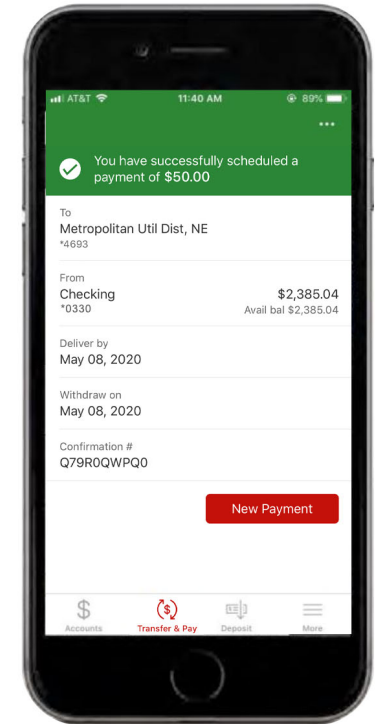
You can view your unpaid bills and companies in the screen above. Select the bill you want to pay. Please note, payees must be set up in Online Banking before they appear in the app.



Select the account you want the bill paid from, the amount, and delivery date. Then tap **“Continue”**.



Review the payment details on this screen. Tap the **“Make payment”** button when you are ready to pay.



You have successfully paid your bill via your mobile app! You can either pay another bill, or use the bottom toolbar to navigate throughout the app.